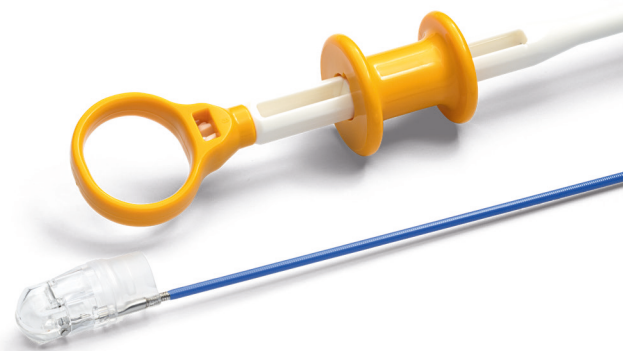




OTSG Xcavator[®]

A new dimension in endoscopic grasping

- Extra-large capacity and grasping force
- Universally suitable for the removal of tissue or foreign bodies
- Free working channel for simultaneous use of other instruments



OTSG Xcavator®

The large volume solution for the removal of difficult to grasp tissue and foreign bodies


The extra-large capacity and high grasping force of the OTSG Xcavator® allows easy and effective removal of necrotic (pancreatic) tissue, blood clots, food boluses and foreign bodies. The healthy tissue is protected by the blunt scoops during grasping.

The external control of the grasper leaves the working channel free for additional suction/irrigation capacity and allows the combination with further instruments (e.g. snares, graspers etc.).

The conical design and transparent scoops allow effortless and gentle endoscopic insertion as well as use through a pre-applied stent (Ø min. 15 mm). If required, an additional guide wire (Ø max. 1 mm / 0.038 in) can be used.



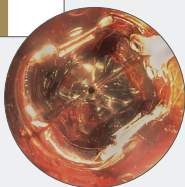
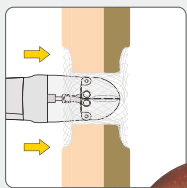
Details and components

 OTSG XCAVATOR®	Compatible endoscope diameter Ø [mm]	Shaft length [cm]	Fully opened jaws Ø [mm]	Opening angle [°]	Packaging unit [Pcs.]	Ref.N°.
OTSG Xcavator®	9.5–10.5	165	23.4	145	2	200.15

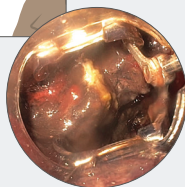
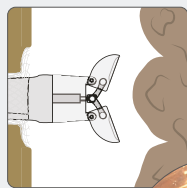
The maximum outer diameter of the mounted instrument depends on the actual outer diameter of the endoscope.
The OTSG Xcavator® increases the total outer diameter by approx. 4–5 mm to approx. 14.3–15.5 mm.

Application

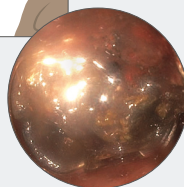
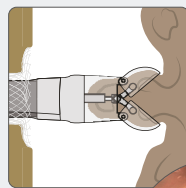
Transgastric pancreatic necrosectomy



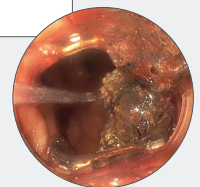
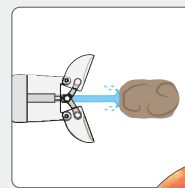
Insertion



Opening the OTSG Xcavator® and grasping the tissue.



Retraction through the stent.



Removal of the tissue by means of irrigation.

Source: PD Dr. Christoph Schlag, Klinikum rechts der Isar, Technische Universität Munich, Germany.

OTSG Xcavator@_FL_eng_Rev5_2025-05-15_800106
Further information and product details can be found in the instructions for use.



Ovesco Endoscopy AG
Friedrich-Miescher-Str. 9 | D-72076 Tuebingen
+49 (0) 7071 96528-160 | service@ovesco.com
www.ovesco.com